

BNP PARIBAS MOMENTUM MULTI ASSET 5 INDEX



Please refer to

<http://momentum5index.bnpparibas.com>

For more information regarding the index



BNP PARIBAS

The bank
for a changing
world

Introducing the BNP Paribas Momentum Multi Asset 5 Index

Index Highlights

The BNP Paribas Momentum Multi Asset 5 Index (the “BNPP Momentum 5 Index”) is a **Rules-Based Index** that seeks to measure the value of a hypothetical exposure to a range of asset classes and geographic regions based on 3 core principles: **Diversification, Dynamic Allocation and Risk Control**.

The BNPP Momentum 5 Index’s objective is to provide exposure to a **diverse range of asset classes** ranging from developed and emerging equity/bond markets, to energy, gold and US real estate. As each asset class may behave differently depending on market cycles, diversification may potentially improve the index risk-return profile versus exposure to a single asset class, such as US equities.

Seeking to adapt to changing market conditions, the BNPP Momentum 5 Index is rebalanced on a daily basis according to a proprietary rules-based methodology that aims to select up to 8 out of a universe of 14 components¹ with the best recent risk adjusted positive performance to be weighted using a “*risk parity*” approach that generally results in **higher exposure to components with lower historical volatility** and lower exposure to those with higher historical volatility.

The BNPP Momentum 5 Index also includes a risk control mechanism that aims to maintain the realized *volatility* of the performance of the index at a 5% target, with the goal of **reducing volatility during unstable market periods**.

The BNPP Momentum 5 Index is an “Excess Return Index” meaning that the index level reflects the performance of any index components that are *ETFs* in excess of 3-month USD *LIBOR* and inclusive of the value that would be derived from the reinvestment of any dividends and distributions by the issuer of any such *ETFs* and, with respect to components that are linked to *futures contracts*, the index level will not take into account any money market interest.

The BNPP Momentum 5 Index levels are net of rebalancing and replication fees and incorporate an annual fee of 0.50%, charged on a daily basis.

Universe of components used to determine the Index ²

Equity ETFs	iShares MSCI EAFE ETF	EFA	Bond Futures	BNPP USD 10Y Futures Index	BNPIFU10
	iShares MSCI Emerging Markets ETF	EEM		BNPP EUR 10Y Futures Index	BNPIFE10
	SPDR S&P 500 ETF Trust	SPY		BNPP JPY 10Y Futures Index	BNPIFJ10
	iShares Russell 2000 ETF	IWM		BNPP USD Long Term Treasury Bond Futures	BNPIFU30
Equity Futures	BNPP Japan Equity Futures Index	BNPIFJP	Bond ETFs	iShares IBOX High Yield Corporate Bond ETF	HYG
Commodity Futures	S&P GSCI Crude Oil ER Index	SPGSCLP		iShares JP Morgan USD Emerging Markets Bond ETF	EMB
	S&P GSCI Gold Index ER	SPGSGCP	US Real Estate ETF	iShares US Real Estate ETF	IYR

¹ The components not selected will be weighted at zero or reduced to the lowest weight possible in accordance with each component’s limitation on its daily weight change.

² The components’ maximum weights are as follows: each Equity ETF 25%, Japan Equity Futures Index 25%, each Commodity Futures Index 25%, each Bond Futures Index 50%, High Yield Corporate Bond ETF 25%, EM Bond ETF 15% and US Real Estate ETF 25%. Leverage is allowed and the cost of borrowing is zero. Minimum weight is 0% for each component. On a daily basis the absolute change in weight differs for each component but cannot be greater than 5%.

Definitions

A **Rules-Based Index** is an index where the weightings of the components are determined following a pre-defined algorithmic set of rules and proprietary formulas.

Risk parity allocation targets an equal distribution of risk, usually defined as volatility, across all the selected components of the portfolio.

ETF is a Exchange Traded Fund that tracks an index, a commodity or a basket of assets and is traded similar to a common stock.

Volatility is the amount of price variation in an asset or security. High volatility means the price moves up and down in wide ranges over a period of time. Low volatility means that the price does not change as dramatically, but rather changes at a more gradual pace.

LIBOR (London InterBank Offered Rate) is a benchmark interest rate that banks typically charge each other for short-term loans. It can be used as basis to calculate interest rates on several types of loans



Step-by-Step Composition of the BNPP Momentum 5 Index

Diversification

The universe of components used to determine the composition of the BNPP Momentum 5 Index includes ETFs and *futures indices* that have been selected with the objective of providing exposure to instruments that are both *liquid* and representative of the market.



Asset Class

The BNPP Momentum 5 Index's universe of components aims to reflect the performance of a variety of asset classes, all possibly behaving differently in diverse market cycles. This can potentially yield favorable risk-adjusted returns.



Geography

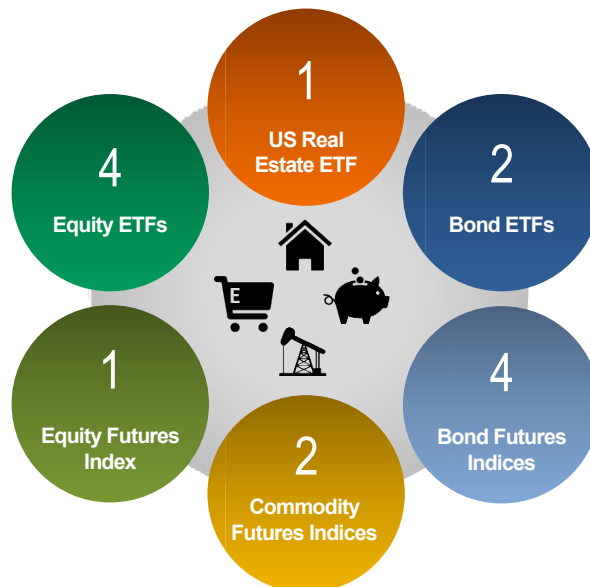
The universe of components taken into account to form the BNPP Momentum 5 Index seeks to be representative of different geographic zones, which may lead to more stable returns in the long term.



Level of risk

The BNPP Momentum 5 Index components' universe consists of assets with varying risk levels. Riskier asset classes tend to include developed and emerging equity markets, energy and precious metals commodities, while less risky asset classes tend to include several types of bonds with different durations and other debt instruments.

An Index consisting of a portfolio selected from a diverse universe of 14 components



For Illustrative Purposes Only.

Definitions

A **Futures** contract is an agreement to make and receive a cash payment based on changes in the price of a particular commodity or financial instrument at a pre-determined date in the future. Some of the components compiling the BNPP Momentum 5 Index are **Index Futures**, which track the performance of certain futures contracts.

Liquidity describes the degree to which an asset or security can be quickly bought or sold in the market without affecting the asset's price



Step-by-Step Composition of the BNPP Momentum 5 Index

Dynamic Allocation

The BNPP Momentum 5 Index is a momentum-based index that seeks to capitalize on positive market price trends based on the supposition that positive market price trends may continue.

On a daily basis, the BNPP Momentum 5 Index is rebalanced according to 2 main principles:

- Aims to select up to 8 out of the universe of 14 components¹ with the best risk adjusted recent positive performance
- Risk parity allocation granting the same risk contribution to the selected components, aiming for a stable and diverse composition¹



Universe of 14 components

Step 1 - Selection of up to 8 components¹

The BNPP Momentum 5 Index first calculates the average momentum score² of each component within the universe, taking into account 2 factors:

- Performance over the past 6 months
- Volatility: an increase in the underlying short term volatility versus the long term volatility would reduce its momentum score

The BNPP Momentum 5 Index then selects up to 8 components with the highest positive average momentum score²



Up to 8 components¹

Step 2 - Risk Parity Allocation

The selected components are given an equal Volatility Budget³, according to the risk parity weighting approach.

This approach differs from the more standard Equal Weight allocation by:

- increasing exposure to less volatile components
- reducing exposure to more volatile components



Highest weights on lower volatility components

For illustrative purposes only and assuming 8 components are selected to be weighted using the risk parity approach.

¹ Components not selected will be weighted at zero or reduced to the lowest weight possible in accordance with each component's limitation on its daily weight change.

² The index uses an averaged momentum score, which aims at avoiding large discrepancies in the expected returns estimation from one day to the next.

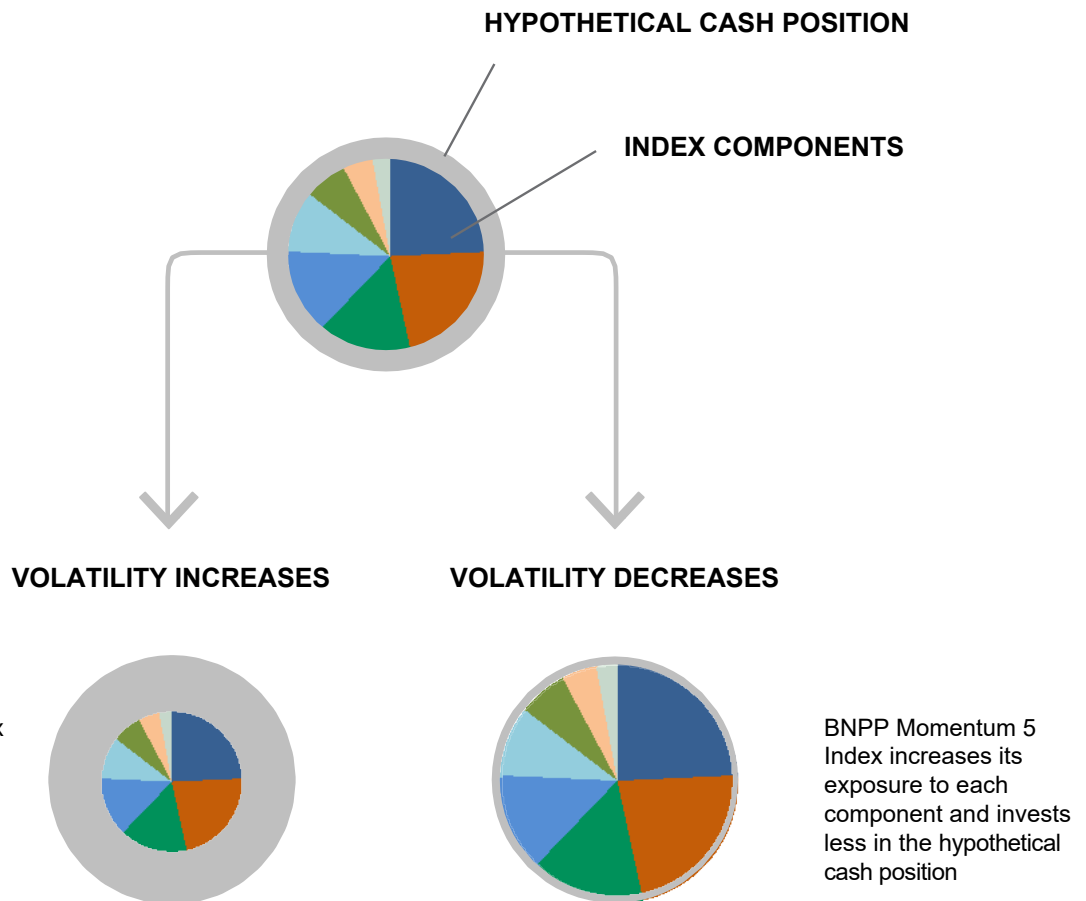
³ The weight of each component is determined by the ratio of its volatility budget and its long term volatility such that each component contributes the same level of risk to the index.



Step-by-Step Composition of the BNPP Momentum 5 Index

Risk Control Mechanism

On a daily basis, the BNPP Momentum 5 Index targets an annualized realized volatility of 5% utilizing a set of rules that seek to manage short term volatility in changing market conditions. If the index's realized volatility exceeds/is lower than the 5% target volatility rate on any day, the BNPP Momentum 5 Index will reduce/increase its exposure to each component and may rebalance it with exposure to a non-remunerable hypothetical cash position. Based on its realized volatility, the BNPP Momentum 5 Index may be partially or wholly unexposed to any of its components and will not earn interest or any other return with respect to the hypothetical cash position.¹



For illustrative purposes only and assuming the Index is comprised of 8 components.

¹ If the sum of the weights of the components comprising BNPP Momentum 5 Index is not greater than or equal to 100%, the Index will be wholly or partially exposed to a hypothetical cash position that earns no interest or return, so that the aggregate weight of the components and the hypothetical cash position will be equal to 100%.



Index Level and Past Hypothetical Portfolios Weightings (Actual and Hypothetical Simulations)

The charts below show an analysis of the back-tested levels of the BNPP Momentum 5 Index. The BNPP Momentum 5 Index was launched on January 27th, 2017. The prior performance shown is simulated.

Index Yearly Performance Summary¹

Index Information²

As of January 30th, 2026

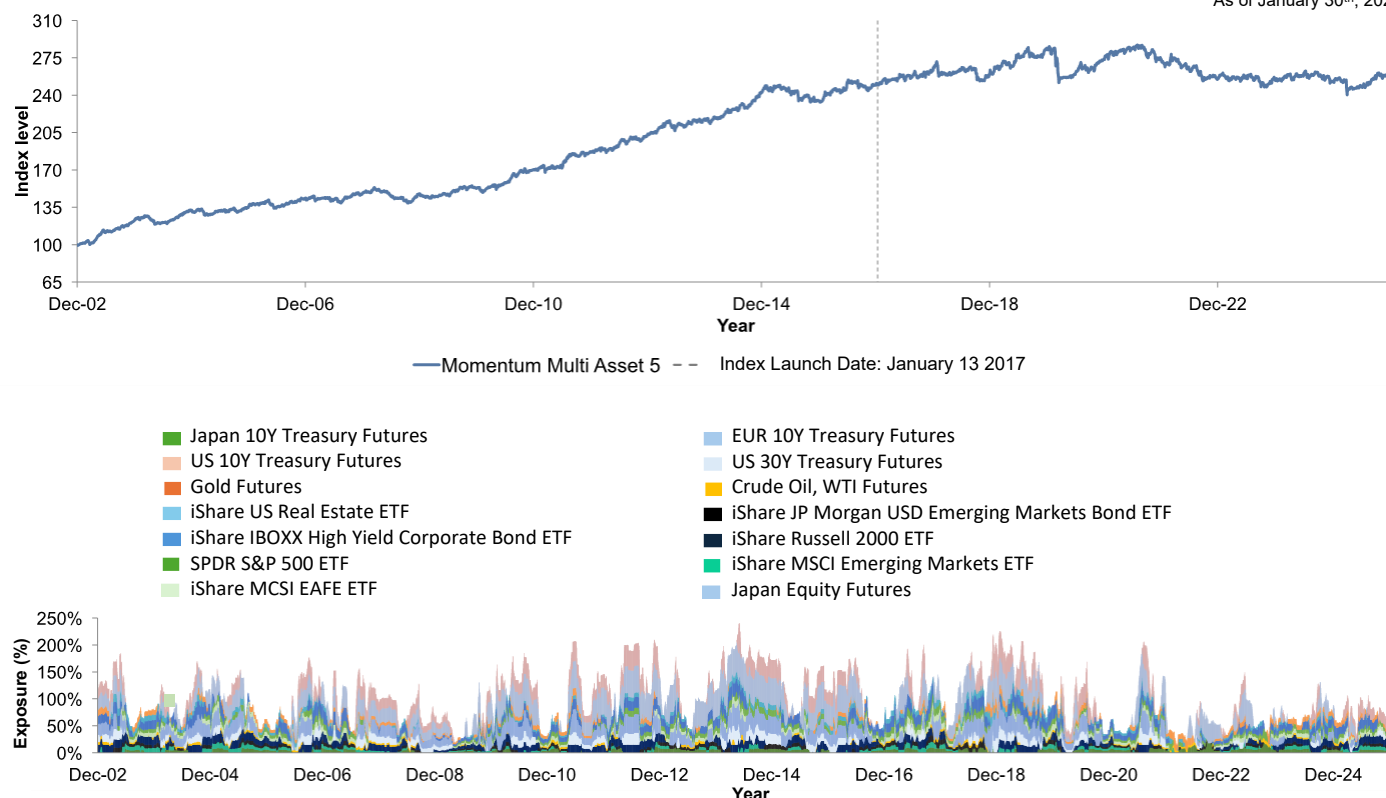
	YTD	1Y	2Y	5Y	Since Start Date
Annualized Return	1.97%	3.54%	1.83%	-0.72%	4.29%
Annualized Volatility	6.05%	5.75%	5.19%	4.89%	4.96%
Return / Volatility	0.33	0.62	0.35	-	0.87

Bloomberg Ticker	BNPIMOMA Index
Calculation Agent	BNP Paribas Arbitrage SNC
Index Sponsor	BNP Paribas
Index Type	Excess Return
Weighting	Daily Rebalancing
Annual Fee	0.50%, Charged on daily basis
Index Launch Date	January 27 th 2017
Index Start Date	December 31 st 2002

Source: Bloomberg, BNP Paribas from December 31st 2002.

Index Statistics, Level and Weightings - Actual and Hypothetically Simulated¹

As of January 30th, 2026



Source: Bloomberg, BNP Paribas from December 31st 2002. Past performance is not an indicator of future performance. The BNPP Momentum 5 Index is based on Hypothetical Past Performance Data ("PPD") prior to January 27th, 2017. Because the BNPP Momentum 5 Index did not exist prior to this date, all retrospective levels provided in the graph and table above are simulated and must be considered illustrative only. The presentation of hypothetical data reflects the deduction of fees and charges. These simulations are the result of estimates made by BNP Paribas at a given moment on the basis of the parameters selected by BNP Paribas, certain assumptions that may or may not hold in future periods, of market conditions at this given moment and of historical data, which should not be used as guidance, in any way, of the future results of the BNPP Momentum 5 Index.

² In addition to the annual fee, the Index level is net of BNP Paribas' replication and rebalancing costs associated with the index. Furthermore, since the index is an excess return index, its level reflects the performance of any index components that are ETFs in excess of 3-month USD LIBOR and inclusive of the value that would be derived from the reinvestment of any dividends and distributions by the issuer of any such ETFs and, with respect to components that are linked to futures contracts, the index level will not take into account any money market interest.



BNP PARIBAS

The bank for a changing world

Selected Risks and Considerations Associated with the Index

The BNPP Momentum 5 Index levels are based on the values of notional assets and liabilities.

The BNPP Momentum 5 Index only calculates the exposure to a dynamic, hypothetical portfolio that tracks the excess returns of the underlying components and is purely notional. There is no actual portfolio of assets to which any person makes any investment or has any ownership interest.

No recommendation.

BNP Paribas makes no recommendation as to the suitability for investment of the BNPP Momentum 5 Index or any products or strategies based partly or wholly on BNPP Momentum 5 Index. You should reach a decision after careful consideration with your advisors.

Strategies relying on the levels of the BNPP Momentum 5 Index may not be successful.

There is a risk that the rules-based methodology of the BNPP Momentum 5 Index does not meet its stated objectives, including meeting its annualized target volatility of 5%, resulting in underperformance of the components that comprise the index.

There are risks associated with an index methodology that attempts to replicate a momentum-based investment strategy.

The calculation of the BNPP Momentum 5 Index employs a mathematical model intended to replicate what is known as a momentum-based investment strategy, which seeks to capitalize on positive market price trends based on the supposition that positive market price trends may continue. This momentum-based strategy underlying the methodology of the BNPP Momentum 5 Index is different from a strategy that seeks long-term exposure to a hypothetical portfolio consisting of constant components with fixed weights. Because the value of the BNPP Momentum 5 Index is intended to replicate the performance of the momentum-based investment strategy, these risks could also affect indirectly the performance of any product or strategy based partly or wholly on the levels of the BNPP Momentum 5 Index. BNP Paribas reserves the right to amend or adjust the BNPP Momentum 5 Index methodology from time to time and accepts no liability for any such amendment or adjustment. BNP Paribas is not under any obligation to continue the calculation, publication or dissemination of the BNPP Momentum 5 Index and accepts no liability for any suspension or interruption in the calculation thereof. Neither BNP Paribas nor any of its affiliates accepts any liability in connection with the publication or use of the level of the BNPP Momentum 5 Index at any given time. This is neither an offer to sell securities or other instruments nor a solicitation of an offer to buy securities or other instruments, nor shall it be deemed to provide investment, tax, accounting or other advice.

Correlation of performances among the underlying components may reduce the levels of the BNPP Momentum 5 Index.

Performances among the underlying components may become highly correlated from time to time. High correlation during periods of negative returns among underlying components representing any one sector or asset type that have a substantial weighting in the BNPP Momentum 5 Index could have a material adverse effect on the levels of the BNPP Momentum 5 Index, which could in turn negatively affect the performance any product or strategy based partly or wholly on the levels of the BNPP Momentum 5 Index.

Legal and regulatory regimes may affect the BNPP Momentum 5 Index, its components or its sub-components.

The BNPP Momentum 5 Index and its components (and sub-components thereof) are subject to legal and regulatory regimes in various regions and, in some cases, in other countries that may change in ways that could negatively affect the BNPP Momentum 5 Index or its components (or sub-components thereof). Changes to the applicable legal or regulatory regimes may have a negative impact on the BNPP Momentum 5 Index level. The components (or sub-components thereof) of the index that are traded on one or more public exchanges are subject to the rules of the relevant exchange.

The BNPP Momentum 5 Index has limited historical information.

The BNPP Momentum 5 Index is a new strategy, launched on January 27th 2017. The performance shown before that date is hypothetical past performance, based on hypothetical back-tested information. This brochure also contains certain performance data based on back-testing, i.e., calculations of the hypothetical levels of the BNPP Momentum 5 Index as if it had actually existed during a defined period of time, and may in certain circumstances contain simulated levels information where the BNPP Momentum 5 Index has recently been established or issued. For time periods prior to the launch of any ETF included in the index, back-testing uses alternative performance information derived from a proxy with similar asset exposure, rather than performance information for the relevant ETF. Further, you must note that such analysis is based on a number of working assumptions that may not be capable of duplication in actual trading terms. Unlike actual performance records, hypothetical or simulated performances, returns or scenarios may not necessarily reflect certain market factors such as liquidity constraints, fees and transaction costs and must be considered as illustrative only. Actual historical or back-tested past performance does not constitute an indication of future results. The actual performance of the BNPP Momentum 5 Index may bear little relation to its hypothetical historical results.

The BNPP Momentum 5 Index has limited public information.

The BNPP Momentum 5 Index is a custom index developed by BNP Paribas, the Index Sponsor. There is limited information relating to the BNPP Momentum 5 Index that is publicly available. In addition, publicly available information on the BNPP Momentum 5 Index, its methodology and its components is limited.

The BNPP Momentum 5 Index's daily volatility control mechanism may result in a lower index level and the actual volatility of the BNPP Momentum 5 Index may not equal its target volatility.

The BNPP Momentum 5 Index's daily volatility control allows the BNPP Momentum 5 Index to dynamically adjust the value of the hypothetical exposure to the portfolio the index is based on and any cash component, depending on the volatility environment. However, the risk control overlay might limit overall levels of the BNPP Momentum 5 Index in rising equity markets and may provide imperfect, limited protection in falling equity markets, particularly against sudden, large equity losses. No assurance can be given that the BNPP Momentum 5 Index methodology will achieve its target volatility goals or that products or strategies based partly or wholly on the levels of the BNPP Momentum 5 Index will outperform any alternative investment.

The closing levels of the BNPP Momentum 5 Index will include the deduction of an Annual Fee.

The closing level of the BNPP Momentum 5 Index includes a deduction from the aggregate values of its components of an annual fee equal to 0.50% per annum. As a result of this deduction, the value of the BNPP Momentum 5 Index will trail the value of a hypothetical identical portfolio from which no such amount is deducted.

The closing level of the BNPP Momentum 5 Index is net of BNP Paribas' replication and rebalancing costs.

The Closing Level of the BNPP Momentum 5 Index is net of BNP Paribas' replication and rebalancing costs associated with the index. As a result of these costs, the value of the BNPP Momentum 5 Index could trail the value of a hypothetical identical portfolio from which no such amount is deducted.

The BNPP Momentum 5 Index is an excess return index.

In general, returns from investing in futures contracts are derived from three sources: (1) changes in the price of such futures contracts (known as the "price return"), (2) profit or loss realized when rolling from a futures contract with one expiry date to another futures contract with a different, generally later, expiry date (known as the "roll return") and (3) interest earned on the cash (or other) collateral deposited in connection with the purchase of such-futures contract (known as the "collateral return"). The components of the BNPP Momentum 5 Index that seek to track futures contracts generate "excess returns", meaning the sum of the price return and roll return with respect to the underlying components. As a result, with respect to the BNPP Momentum 5 Index's underlying components that seek to track futures contracts, an investment in an instrument linked to the BNPP Momentum 5 Index will not generate the same returns that would be obtained from investing directly in future contracts that underlie such underlying components because the collateral return is not used in calculating the "excess return" index. With respect to each ETF included in the index, the index measures their performance plus dividends paid on such ETFs, less the interest rate. Increases in the level of the interest rate may offset in whole or in part increases in the levels of the index components that are ETFs.



Selected Risks and Considerations Associated with the Index

BNP Paribas Arbitrage SNC, an affiliate of the BNPP Momentum 5 Index Sponsor, BNP Paribas, is the index's calculation agent who is responsible for calculating the levels of the BNPP Momentum 5 Index .

The policies and calculations for which the calculation agent is responsible could have an impact, positive or negative, on the level of the BNPP Momentum 5 Index . BNP Paribas and its affiliates are under no obligation to consider your interest as an investor in a product linked to the BNPP Momentum 5 Index .

Portions of the BNPP Momentum 5 Index may be effectively uninvested and earn no return.

The BNPP Momentum 5 Index , on each day on which it is calculated, adjusts its exposure to its components in an attempt to maintain an annualized volatility of 5%. If the aggregate weight of the components is less than 100%, the BNPP Momentum 5 Index will allocate exposure to a hypothetical cash position. As a result, the BNPP Momentum 5 Index may underperform a similar index that provides 100% exposure to its components. The hypothetical cash position is an uninvested position that does not earn interest or any other return.

The price, level or value of the components used in the BNP Momentum Multi Asset 5 Index may differ from other publicly available prices.

The levels of the components that are Equity Futures Indices or Bond Futures Indices (the "BNPP Component Indices") are intended to reflect the performance of the relevant futures contracts on a daily volume-weighted average price, subject to a set of trade filters selected by the Index Sponsor to exclude trades with certain codes provided by the relevant exchange that indicate non-standard trades. Such levels are calculated by the Index Calculation Agent or an affiliate thereof and are not publicly available and may not reflect all trades reported by the relevant futures exchange. ‡ The daily closing price or any other price of the underlying futures contract may vary from the volume-weighted average price reflected by the level of the applicable BNPP Component Index. ‡ Furthermore, a BNPP Component Index may be subject to a disruption due to the unavailability of a volume-weighted average price despite regular trading of the underlying futures contract and the availability of a closing price for such contract.

The BNPP Momentum 5 Index 's target volatility feature may reduce its appreciation potential.

Under normal circumstances, equity or commodity futures may exhibit significantly higher volatility than the target volatility of 5%. ‡ Accordingly, the "volatility control" mechanism of the BNPP Momentum 5 Index may have the effect of skewing allocations among components in the BNPP Momentum 5 Index toward components that provide exposure to fixed-income assets (which typically have lower volatility than components that provide exposure to equity or commodity futures) or to cash (which has zero volatility). ‡ Index components that typically have lower volatility may have lower return potential than components that typically have higher volatility, and any allocation to cash will earn no return at all.

Moreover, if the BNPP Momentum 5 Index has a relatively high allocation to components that provide exposure to fixed-income assets, it will be particularly sensitive to factors that adversely affect the value of fixed-income instruments, such as increases in interest rates or declining perceptions of credit quality. A high allocation to components that provide exposure to fixed-income assets may also cause the BNPP Momentum 5 Index to underperform a portfolio more heavily weighted with higher volatility assets under certain circumstances. ‡ For example, in an equity bull market that is accompanied by rising interest rates, a portfolio heavily weighted with components that provide exposure to fixed-income assets might decline in value as a result of the rising interest rates, while a portfolio heavily weighted with components that provide exposure to equities would appreciate in value.

Other Key Risks:

- The BNPP Momentum 5 Index involves daily rebalancing that is applied to the components. Changes in the value of the components may offset each other.
- The BNPP Momentum 5 Index is subject to risks associated with non-U.S. markets.
- Certain components are based on futures contracts and may be subject to currency exchange risk. The BNPP Momentum 5 Index contains a currency conversion mechanism that seeks to reduce losses due to currency exchange risk. It can also reduce or eliminate gains from currency exchange risk.
- BNP Paribas is the sponsor of the Equity Futures Indices and Bond Futures Indices that underlie the BNPP Momentum 5 Index.

Important Information

The BNP Paribas Momentum Multi Asset 5 Index (the "BNPP Momentum 5 Index") is the exclusive property of BNP Paribas or one of its affiliates (BNP Paribas and its affiliates are hereinafter called "BNPP") and is determined, composed and calculated by BNPP. "BNP", "BNPP", "BNP Paribas", "BNP Paribas Momentum Multi Asset 5 Index", "BNP Paribas Momentum 5 Index", and "BNPP Momentum 5 Index" (collectively, the "BNPP Marks") are trademarks or service marks of BNPP. S&P®, S&P 500® and S&P GSCI® are trademarks of Standard & Poor's Financial Services LLC and have been licensed for use by BNPP.

NONE OF BNPP, S&P OR ANY THIRD PARTY LICENSOR GUARANTEES THE ACCURACY, ADEQUACY, TIMELINESS, COMPLETENESS OR AVAILABILITY OF THE BNPP MOMENTUM 5 INDEX OR ANY COMPONENT THEREOF OR DATA INCLUDED THEREIN, OR THAT NO ERROR, OMISSION, DELAY OR INTERRUPTION WILL EXIST THEREIN. NONE OF BNPP, S&P OR ANY THIRD PARTY LICENSOR MAKES ANY REPRESENTATION OR WARRANTY, AND EACH OF BNPP, S&P AND THE THIRD PARTY LICENSORS EXPRESSLY DISCLAIMS ALL REPRESENTATIONS AND WARRANTIES, EXPRESS OR IMPLIED, REGARDING THE BNPP MOMENTUM 5 INDEX , ANY BNPP MARK OR ANY S&P TRADEMARK OR SERVICE MARK OF S&P (COLLECTIVELY, THE "S&P OR MARKS") INCLUDING, WITHOUT LIMITATION, THOSE REGARDING MERCHANTABILITY OR FITNESS FOR A PARTICULAR PURPOSE OR USE.

In calculating the performance of the BNPP Momentum 5 Index, BNPP deducts an annual fee of 0.50% per annum, calculated on a daily basis which reduces the performance of the index in the same way as a cost. In addition, the BNPP Momentum 5 Index methodology embeds certain costs which cover among other things, rebalancing and replication costs. Such costs (if any) may vary over time with market conditions.

BNPP may license the BNPP Momentum 5 Index to one or more companies (each, a "Company") for use in a product offered or issued by the Company. The products are not, in whole or in part, sponsored, structured, priced, endorsed, offered, sold, issued or promoted by BNPP or any of its affiliates, or any third party licensor of information to BNPP. BNPP reserves the right to amend or adjust the BNPP Momentum 5 Index methodology from time to time and accepts no liability for any such amendment or adjustment. BNPP is not under any obligation to continue the calculation, publication or dissemination of the BNPP Momentum 5 Index and accepts no liability for any suspension or interruption in the calculation thereof. Neither BNPP nor any of its affiliates accepts any liability in connection with the publication or use of the level of the BNPP Momentum 5 Index at any given time.

BNPP may enter into derivative transactions or issue financial instruments (the "Index Products") linked to the BNPP Momentum 5 Index. The BNPP Momentum 5 Index Products are not in any way sponsored, endorsed, sold or promoted by the sponsor of any index component (or part thereof) which may comprise the BNPP Momentum 5 Index (the "Underlying Index") that is not affiliated with BNPP (each such sponsor, an "Underlying Index Sponsor"). The Underlying Index Sponsors make no representation whatsoever, whether express or implied, either as to the results to be obtained from the use of the relevant Underlying Index and/or the levels at which the relevant Underlying Index stands at any particular time on any particular date or otherwise. No Underlying Index Sponsor shall be liable (whether in negligence or otherwise) to any person for any error in the relevant Underlying Index and the relevant Underlying Index Sponsor is under no obligation to advise any person of any error therein. None of the Underlying Index Sponsors makes any representation whatsoever, whether express or implied, as to the advisability of purchasing or investing in, or assuming any risk in connection with, the BNPP Momentum 5 Index Products. BNPP shall have no liability to any party for any act or failure to act by any Underlying Index Sponsor in connection with the calculation, adjustment or maintenance of the relevant Underlying Index and have no affiliation with or control over any Underlying Index or the relevant Underlying Index Sponsor or the computation, composition or dissemination of any Underlying Index. Although BNPP will obtain information concerning each Underlying Index from publicly available sources that it believes reliable, it will not independently verify this information. Accordingly, no representation, warranty or undertaking (express or implied) is made and no responsibility is accepted by BNPP as to the accuracy, completeness and timeliness of information concerning any Underlying Index.

BNPP may act in a number of different capacities in relation to the BNPP Momentum 5 Index and/or products linked to the BNPP Momentum 5 Index, which may include, but not be limited to, acting as hedging counterparty, index sponsor and/or index calculation agent.

© BNP Paribas. All rights reserved.

